



T33 Therma Plug

Therma Plug is designed for controlling a heater to maintain room temperature at a desired level.

Plug Location:

The therma plug is restricted to indoor use only. It should be plugged at the socket at a position where it is readily affected by changes of the general room temperature with freely circulating air. Avoid to plug it near hot surfaces or equipment (e.g. TV, Heater, refrigerator), or expose to direct sunshine, or drought, or equipment radiation or in laundry room. Do not expose this unit to dripping or splashing.


Operation:

1. Plug the Therma Plug at the socket.
2. Temperature setting up:
 - Select the desired temperature by rotating the rotary knob and by reading the LCD display with the  icon.
 - Return to room temperature display after 10 seconds with the  icon disappears.
3. Plug the required control equipment on the Therma Plug.

Installation and Maintenance:

Caution: Switch off the electric source before installation and maintenance of the thermostat. The installation and maintenance should be performed by trained personnel.

1/. No heating control

- Check relay on/off performance by applying DC voltage at the coil, if it works then trace the control circuit otherwise replace it
- Check rotary volume performance by rotating the rotary knob, the  icon should appear with the temperature setting changes. Otherwise, align the rotary knob or the LCD connector properly. If the problem is not fixed then replace the PCB
- Check the thermistor performance by measuring the corresponding variable resistance under different temperature condition, if it is in good condition and the LCD value will change accordingly, then trace the control circuit or the LCD connection, otherwise replace it
- Check the plug contact, clean the contact if it is dirty or eroded.
- If the control circuit has problem, replace the PCB

Technical Data:

Temperature Range:	5 - 35°C adjustable
Rating:	230VAC 50/60Hz 13(3)A max
Frequency:	50/60Hz
Switching Differential:	Approx. $\pm 0.5^{\circ}\text{C}$
Operating Voltage:	230VAC
Time Constant:	Approx. 2 min.
Operating Temperature:	0 - 40°C
Storage Temperature:	-10 - 50°C
Operating Humidity:	5 to 90% non-condensing
Type of disconnection:	Type 1B
Pollution degree:	2